



GEOMETRY

COLLECTION

OUR TEAM OF DESIGNERS

“Let me introduce you to our team of designers who can turn the lighting fixtures of your dreams into reality. It is our aim to design lighting fixtures down to the very last detail which, when complete, will make an elegant addition to your interior. Naturally, we put a significant emphasis on functionality and safety when designing our fixtures. With hundreds of successful projects under our belt, we have a proven ability to work to a wide range of designs. This ability, combined with our exceptional manufacturing capabilities, mean that we can produce lighting fixtures that chime perfectly with your individual interiors, be they traditional or modern, taking into account the requirements of different cultures.”

Jiří Vencel, Head of Design






OUR OFFER

Thanks to our exclusive experience in the field and our flexible production facilities, we can create unique or large-scale lighting to our own designs or to yours. Our experienced team of designers can accommodate all the needs and requirements our customers may have. Our highly skilled craftsmen ensure high standards, top quality and original lighting products. 3D sketches created using SolidWorks software enable our customers to see how their lighting will look and to fine tune the details.





Team of Our Designers and Technologists





INTRODUCTION

The inspiration for this collection was geometry; one of the oldest scientific disciplines dealing with shapes, formations, their sizes and proportions. The lighting fixtures from this collection are simple, elegant and fresh, and will be a unique addition to decorate all interiors, not just modern ones.



Designer: Petra Vondráčková




Pure Coolness

The Pure Coolness lighting fixture features geometric shapes made of sheets of material (plexiglass and polycarbonate), in combination with cool metal lit by LED chips. The geometric spiral created by the layers of suspended flat sheets creates the illusion of movement.










Annulus

The inspiration behind Annulus was two expanding rings centred around one point, which is also our company logo. The simple shapes are complemented by sparkling, intertwining chains of trimmings.












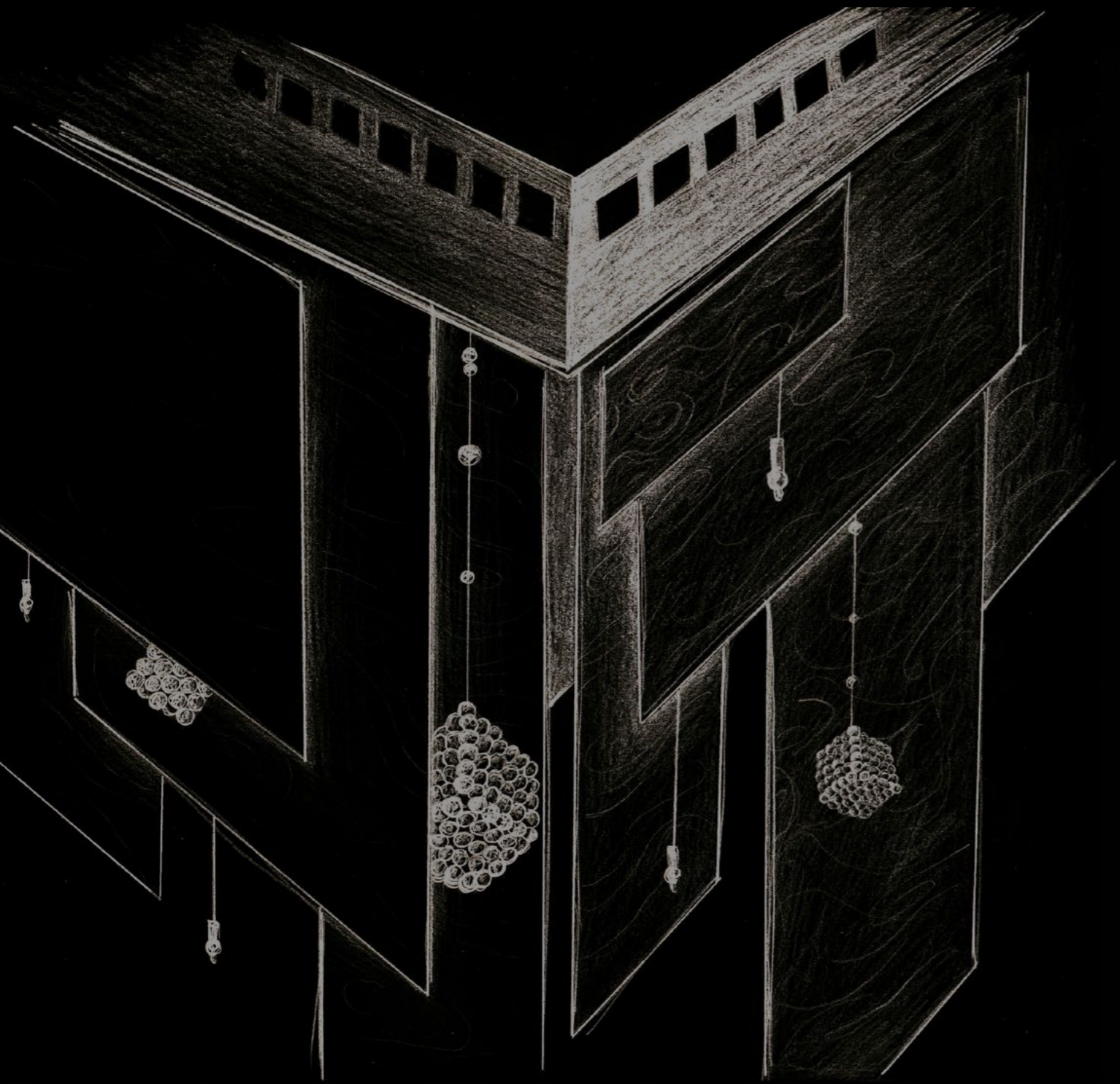
Designer: Jana Chvojková



Kingdom of ice

The image shows a lighting fixture against a dark background. It consists of several rectangular glass panels hanging from the ceiling. The panels have a textured, wavy surface that reflects light in a shimmering, iridescent pattern. Interspersed among the panels are three large, cube-shaped clusters of small, clear beads. Small, round light bulbs are visible at the intersections of the panels and hanging from the ceiling. The overall aesthetic is clean and modern, with a focus on light and texture.

This lighting fixture, inspired by a snowbound winter landscape and spiky fingers of frost on the windows, is made of textured glass panels hanging from the ceiling, complemented by cubes of beads. The fixture also features small bulbs to illuminate details between the panels.











Designer: Veronika Šindelářová



Arctic

This lighting fixture is inspired by an icy landscape, where ice floes and ice crystals provide stark architectural and geometric details. The glass segments call to mind stylised flowers etched by ice on frosty windows.












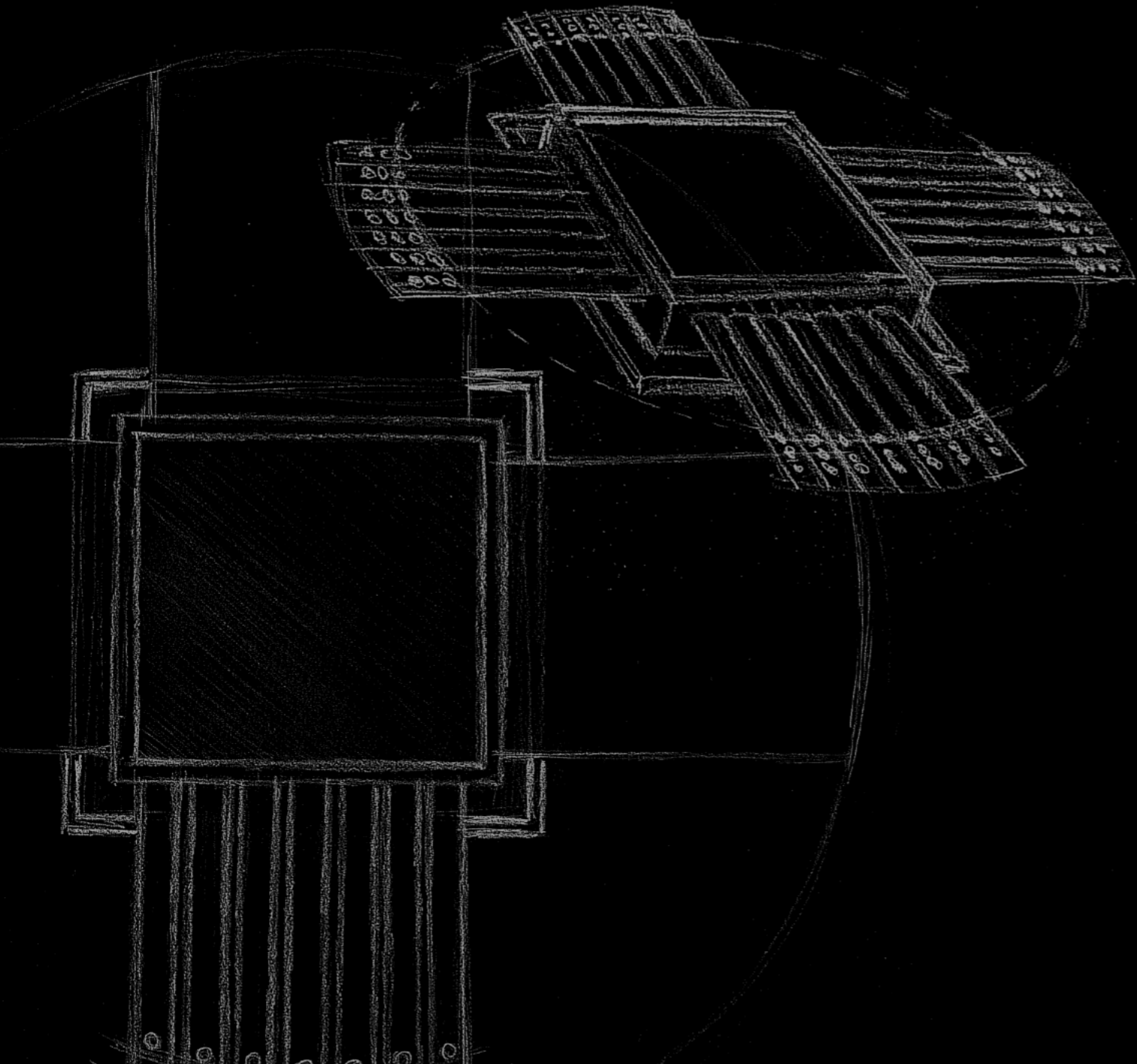
Designer: Jiří Vencel





Cross

Cross is an unconventional combination of metal, technical glass, plastic and modern LED lighting. The resulting design is clean, elegant and yet very fresh.





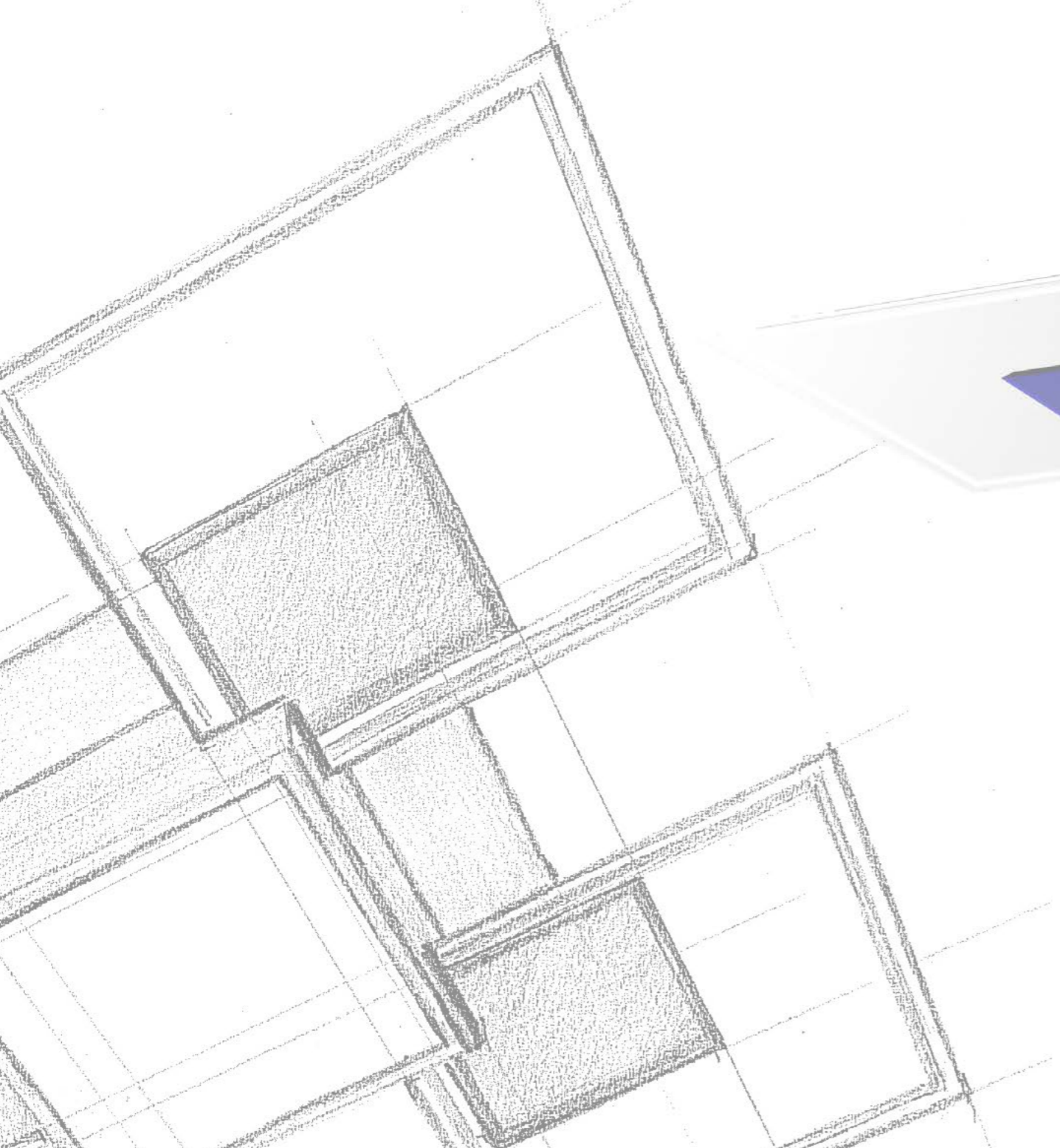





4 Square


As the name suggests, the leitmotif of the collection is a square. A plastic diffuser ensures optimum light distribution for peak functionality, while the character of the design is provided by panels of optiwhite glass with a sandblasted border, complemented by a square of blue Imera glass with cut facets, illuminated from within. The structure is made of stainless steel.
















INSTALLATION

Our team will maintain contact with you during the construction of your building. We will send you construction readiness requirements in advance, such as the weight of the lighting fixtures, the electricity input requirements, etc. Fixture assembly is carried out by our experienced team of assemblers for both domestic and international projects.



Chandelier	Dimension (mm)	Wattage (W)	Weight (kg)	Carton (mm)	Trimmings
ANNULUS	1250x600x1100	46x1 W	46	1200x1200x250	
ARCTIC	800x800x500	38x1 W	50	1x 820x820x300, 3x 620x620x400	—
CROSS	"Dia 1060x H 65"	37x1W	22	450x450x200	—
KINGDOM OF ICE	1000x1000x1000	27x20 W	80	1050x1050x400	
PURE COOLNESS	1000x1000x550	25x1 W	45	2x 1200x1200x250	Plexi XT
SQUARE	740x740x110	29x1W	14	450x450x200	—
WL SQUARE	280x345x50	4x1 W	1,5	350x260x172 (300x210x120)	—



ARTGLASS s.r.o.

Smetanova 1659/42, CZ - 466 01 Jablonec nad Nisou

CZECH REPUBLIC

tel. +420 483 302 167, 302 294

e-mail: info@artglass.cz

www.artglass.cz