



Novus

SYMBIOSA



Symbiosa

Symbiosa represents a relationship, or co-existence, in this case a mutually beneficial combination of traditional styles in the development of domestic chandelier components. This creates an unconventional lighting fixture with a classic appearance united by crystal elements.



SYMBIOSA 01-CH-WG KW-SB-CE-CH 024
Ø 2000 x H 1900 (TH 2200) | 48 x E14



SYMBIOSA 02-CH-WG KW-SB-CE
Ø 1100 x H 1050 (TH 1350) | 30 x E14



SYMBIOSA 01-TL-WG KW-SB-CE | Ø 500 x H 510 | 3 x E14







SYMBIOSA 01-WL-PB-SB-CE | W 420 x D 240 x H 340 | 5 x E14



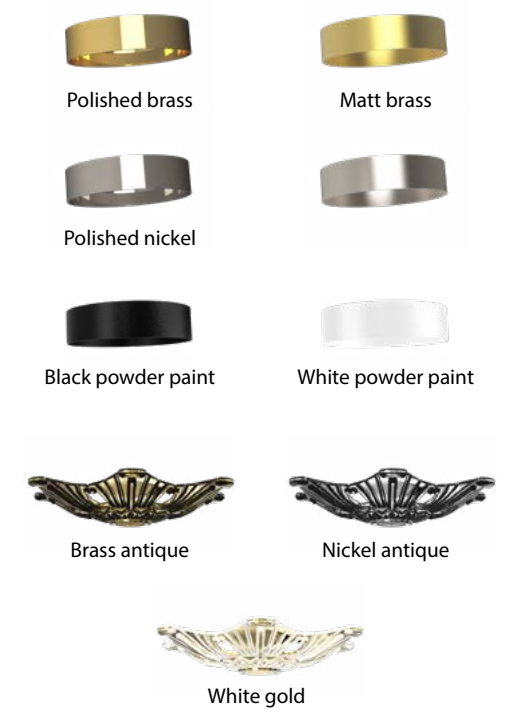
2x SYMBIOSA 02-CH-BA KB-SB-CE





Chandelier	Dimension (mm)	Sources	Weight (kg)	Carton (mm)	
	SYMBIOSA 01-CH	Ø 2000 x H 1900 (TH 2200)	48 x E14	100	1050 x 1050 x 400 820 x 820 x 600
	SYMBIOSA 02-CH	Ø 1100 x H 1050 (TH 1350)	30 x E14	69	700 x 700 x 600
	SYMBIOSA 01-WL	W 420 x D 240 x H 340	5 x E14	5,5	465 x 310 x 210
	SYMBIOSA 01-TL	Ø 500 x H 510	3 x E14	8	430 x 360 x 280

SURFACE FINISH OPTIONS



TEXTILE SHADE OPTIONS





ARTGLASS

CHANDELIERS FROM BOHEMIA

ARTGLASS s.r.o.
Smetanova 1659/42, 466 01 Jablonec nad Nisou

sales@artglass.cz
+420 483 369 111, +420 483 369 113
CZECH REPUBLIC

WWW.ARTGLASS.CZ