



ARTGLASS

CHANDELIERS FROM BOHEMIA

*The Birth
of a Chandelier - Come*





WWW.ARTGLASS.CZ



A WORD FROM THE DESIGNER

“Designing a lighting fixture to suit an original and unique space is always a challenge. It’s important to listen to the client and take into account their ideas and expectations. These must then be combined with your own ideas and design expertise so the client’s wishes are reflected in the final piece.

When we were designing the Dome chandelier, the story of which you can see on the following pages, we had quite a lot of freedom. We were able to visit the site and have an in-depth conversation with the client about our thoughts and ideas. This is how the concept of this majestic chandelier, with its unique shape and style, came to be. See the results for yourself..”


BcA. Monika Šilhánová


CREATING DESIGN LIGHTING

As we continue the 300-year-old tradition of Czech crystal chandelier production, our main aim is to create lighting fixtures that truly stand out in your interior. We create breathtaking centerpieces thanks to our unique designs and precise manufacturing techniques.

Choosing the right lighting fixture can be a complex process – one we're here to help you with. During the initial phase, you may find our catalog helpful: it's available for [download](#) on our website and contains samples of previously completed lighting projects. Not only do we excel at creating fixtures for individual interiors but, thanks to our extensive experience, we also have the skill to manage large-scale projects which include both small and larger lighting fixtures.









REQUESTING A QUOTE


When you request a quote, our expert staff will provide all the support you need. In order to meet your requirements, our staff will need to know whether you're interested in something you've seen in the catalog or a bespoke lighting fixture, if you prefer a modern style or a classic Marie Therese chandelier and what sort of materials you have in mind: glass, metal, etc.


If you decide to design an original lighting for your interior, you can share your ideas with us by simply talking us through them and/or by sharing your sources of inspiration including photos, sketches, architect's drawing, etc. If you're not sure what you want your fixture to look like, we will create a design proposal for you in line with the materials you prefer and the interior where the lighting fixture will be installed.



The information you give us will generally affect the price of the fixture, so please provide as much information as you can, including details such as:

- size (at least two dimensions: diameter / length x height)
- type of fixture (e.g. ceiling, wall, modern, glass, baskets, cast fitting, Maria Theresa, etc.)
- finishes (e.g. polished brass, nickel, etc.)
- type of trimmings
- number of arms / light sources
- and other relevant and specific information including, for example, colored trimmings, specialist glass fabricated parts (lead glass, decorated glass, etc.).





QUOTE

If we already know what your dream lighting fixture looks like, we can put together a quote with a detailed description of the fixture. In order to be able to prepare a quote, it's very important that we know how and where the fixture will be hung. If you would like a bespoke fixture designed, we will give you a clearer idea of the fixture by showing you an outline, sketch or other visual references, often generated from the 3D model.




ORDER

If you are satisfied with overall design of the lighting fixture and we have agreed on all business essentials, the order will be placed. At this stage, the details of the fixture are painstakingly entered to create a 3D model and production begins. When all the components are ready, we test the fixture by fully or partly assembling it. Next, we carefully package all the components of the lighting fixture and send them directly to you.




Generated 3D sketch



INSTALLATION

Installation is another service we provide and we can install our fixtures anywhere in the world. We have a team of experienced installers who will assemble and fit the fixture to your satisfaction.











CHANDELIER DOME | ø 1250 x 2050 (TH 2350) mm | 28 x E14



ARTGLASS s.r.o.

Smetanova 1659/42
466 01 Jablonec nad Nisou
CZECH REPUBLIC

+420 483 369 111 | +420 483 369 113

shop@artglass.cz

sales@artglass.cz

shop.artglass.cz

www.artglass.cz